

# Key Investor Information

This document provides you with key investor information about this fund. It is not marketing material. The information is required by law to help you understand the nature and the risks of investing in this fund. You are advised to read it so you can make an informed decision about whether to invest.



## Unicorn UK Growth Fund ("the Fund") B Income Shares

This is a sub-fund of Unicorn Investment Funds. The Fund is an Open Ended Investment Company. ISIN: GB0031217937. Unicorn Asset Management Limited is the Authorised Corporate Director (ACD) of the Fund.

### Objectives and investment policy

The Fund aims to achieve long term capital growth through investments in a portfolio of UK Companies.

UK Companies are defined as those which are incorporated or domiciled in the UK or have a significant part of their operations in the UK.

The Fund may also invest in smaller companies including companies quoted on AIM.

AIM is the London Stock Exchange's International Market for smaller, growing compaines.

The Fund may also invest, at its discretion, in other transferable securities, deposits and cash.

The Fund may also enter into certain derivative and forward transactions for hedging purposes.

Any income this share class generates will be paid out to you.

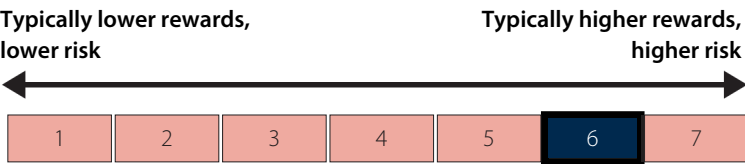
You can buy and sell shares on any business day in London.

Recommendation: this Fund may not be appropriate for investors who plan to withdraw their money within 5 years.

For full investment objectives and policy details please refer to the prospectus.

### Risk and reward profile

The Risk and Reward Indicator table demonstrates where the Fund ranks in terms of its potential risk and reward. The higher the rank the greater the potential reward but the greater the risk of losing money. It is based on past data, may change over time and may not be a reliable indication of the future risk profile of the Fund. The shaded area in the table below shows the Fund's ranking on the Risk and Reward Indicator.



- This Fund is ranked at 6 because funds of this type have experienced high rises and falls in value in the past. Please note that even the lowest risk class can lose you money and that extreme market circumstances can mean you suffer severe losses in all cases. The indicator does not take into account the following risks of investing in this Fund:
- The level of targeted income is not guaranteed and may not be achieved.
- This Fund may hold a limited number of investments. If one of these investments falls in value this can have a greater impact on the Fund's value than if it held a larger number of investments.
- Smaller company shares, including AIM compaines, can be riskier as they may be more difficult to buy and sell and their share prices may fluctuate more than that of larger companies.
- For further risk information please see the prospectus.

## Charges

The charges you pay are used to pay the costs of running the Fund, including the costs of marketing and distributing it. These charges reduce the potential growth of your investment.

### One-off charges taken before or after you invest

Entry charge	2.50%
Exit charge	0.00%

These are the maximum charges that we might take out of your money before it is invested and before we pay out the sale proceeds of your investment. In some cases, you might pay less and you should speak to your financial adviser about this.

### Charges taken from the Fund over a year

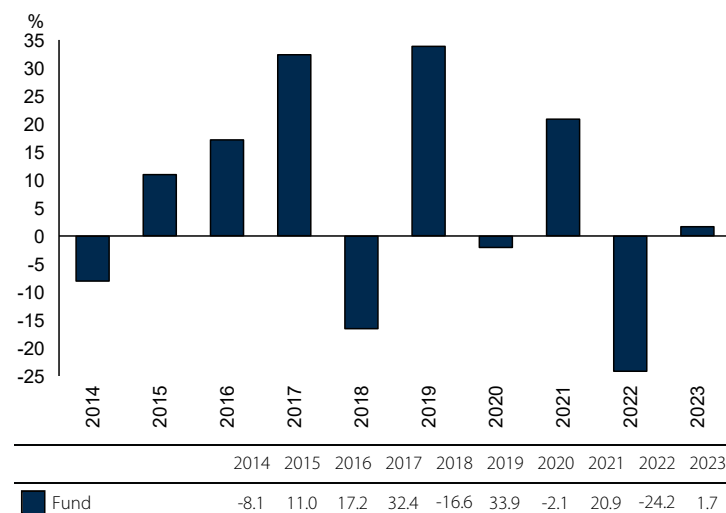
Ongoing charges	0.85%
-----------------	-------

### Charges taken from the Fund under specific conditions

Performance fee	NONE
-----------------	------

- Switching charge (for switching into the Fund from another fund) 2.50%.
- The ongoing charges figure is based on the last year's expenses and may vary from year to year. It excludes the costs of buying or selling assets for the Fund (unless these assets are shares of another fund).
- For the ongoing charge, the figure is as at 31 March 2023.
- For more information about charges, please see the prospectus.

## Past performance



Source: FE fundinfo 2024

- You should be aware that past performance is not a guide to future performance.
- Fund launch date: 31/12/2001.
- Share/unit class launch date: 31/12/2001.
- Performance is calculated in GBP.

## Practical information

- This document is issued by Unicorn Asset Management Limited and contains information on the B Income Shares only.
- Each fund of the Company has its own pool of assets and liabilities, segregated by law. If one fund were unable to pay for its liabilities the assets of the other funds could not be used to pay for those liabilities.
- You can get further detailed information regarding the Fund, including details of the investment manager and how to switch, buy and sell shares and other share classes available, within the prospectus, the supplementary information document and the annual and half yearly managers' reports. You can get these free of charge from Unicorn Asset Management Limited, Hamilton Centre, Rodney Way, Chelmsford, Essex CM1 3BY or from our website: [www.unicornam.com](http://www.unicornam.com). These are available in English only. You can also call us on 0345 026 4287, or look on our website for the latest share prices.
- Details of the ACD's remuneration policy (including a description of how remuneration and benefits are calculated and the identities of persons responsible for awarding remuneration and benefits) are available at [www.unicornam.com/policies-and-disclosures/](http://www.unicornam.com/policies-and-disclosures/) or by requesting a paper copy free of charge (see above for contact details).
- The Depositary of the Fund is HSBC Bank plc.
- Please note that the tax laws of the United Kingdom may impact your own tax position.
- Unicorn Asset Management Limited may be held liable solely on the basis of any statement contained in this document that is misleading, inaccurate or inconsistent with the relevant parts of the prospectus for the Fund.

# Key Investor Information

This document provides you with key investor information about this fund. It is not marketing material. The information is required by law to help you understand the nature and the risks of investing in this fund. You are advised to read it so you can make an informed decision about whether to invest.



## Unicorn UK Income Fund ("the Fund") B Accumulation Shares

This is a sub-fund of Unicorn Investment Funds. The Fund is an Open Ended Investment Company. ISIN: GB00B9XQFY62. Unicorn Asset Management Limited is the Authorised Corporate Director (ACD) of the Fund.

### Objectives and investment policy

The Fund aims to provide an income by investing in UK companies.

The Fund invests at least 80% in UK quoted companies with a bias towards small and medium sized companies (those with a market value of less than £4 billion).

The Fund may also invest in companies listed on the AIM stock exchange.

AIM is the London Stock Exchange’s International Market for smaller growing companies.

The Fund may also invest, at its discretion, in other transferable securities, deposits and cash.

The Fund may also enter into certain derivative and forward transactions for hedging purposes.

Any income this share class generates will be reinvested to grow the value of your investment.

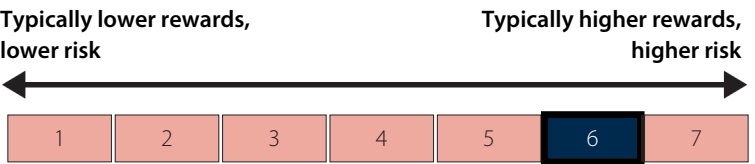
You can buy and sell shares on any business day in London.

Recommendation: this Fund may not be appropriate for investors who plan to withdraw their money within 5 years.

For full investment objectives and policy details please refer to the prospectus.

### Risk and reward profile

The Risk and Reward Indicator table demonstrates where the Fund ranks in terms of its potential risk and reward. The higher the rank the greater the potential reward but the greater the risk of losing money. It is based on past data, may change over time and may not be a reliable indication of the future risk profile of the Fund. The shaded area in the table below shows the Fund’s ranking on the Risk and Reward Indicator.



- This Fund is ranked at 6 because funds of this type have experienced high rises and falls in value in the past. Please note that even the lowest risk class can lose you money and that extreme market circumstances can mean you suffer severe losses in all cases. The indicator does not take into account the following risks of investing in this Fund:
- Smaller company shares, including AIM companies, can be riskier as they may be more difficult to buy and sell and their share prices may fluctuate more than that of a larger company.
- The level of targeted income is not guaranteed and may not be achieved.
- For further risk information please see the prospectus.

## Charges

The charges you pay are used to pay the costs of running the Fund, including the costs of marketing and distributing it. These charges reduce the potential growth of your investment.

### One-off charges taken before or after you invest

Entry charge	2.50%
Exit charge	0.00%

These are the maximum charges that we might take out of your money before it is invested and before we pay out the sale proceeds of your investment. In some cases, you might pay less and you should speak to your financial adviser about this.

### Charges taken from the Fund over a year

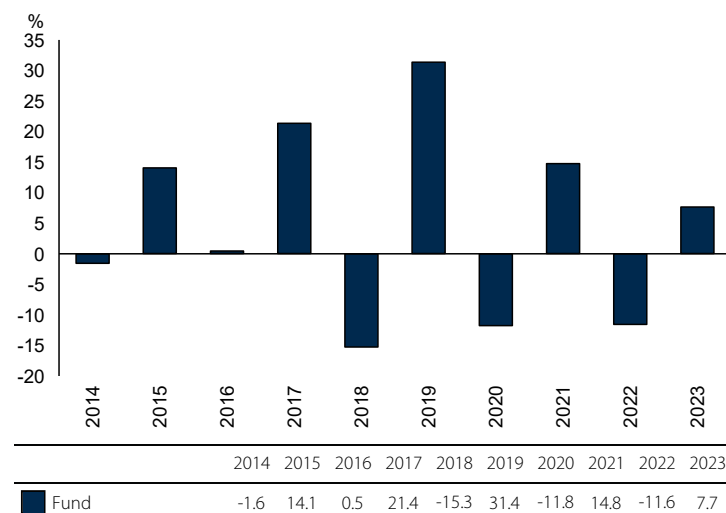
Ongoing charges	0.81%
-----------------	-------

### Charges taken from the Fund under specific conditions

Performance fee	NONE
-----------------	------

- Switching charge (for switching into the Fund from another fund) 2.50%.
- The ongoing charges figure is based on the last year's expenses and may vary from year to year. It excludes the costs of buying or selling assets for the Fund (unless these assets are shares of another fund).
- For the ongoing charge, the figure is as at 31 March 2023. The Fund invests in Investment Companies. The expenses incurred by these Companies being 0.02% are not included within the Ongoing Charges Figure.
- Certain charges are deducted from the capital of the Fund. This may allow more income to be paid but it may also restrict capital growth.
- For more information about charges, please see the prospectus.

## Past performance



Source: FE fundinfo 2024

- You should be aware that past performance is not a guide to future performance.
- Fund launch date: 24/05/2004.
- Share/unit class launch date: 28/05/2013.
- Performance is calculated in GBP.

## Practical information

- This document is issued by Unicorn Asset Management Limited and contains information on the B Accumulation Shares only.
- Each fund of the Company has its own pool of assets and liabilities, segregated by law. If one fund were unable to pay for its liabilities the assets of the other funds could not be used to pay for those liabilities.
- You can get further detailed information regarding the Fund, including details of the investment manager and how to switch, buy and sell shares and other share classes available, within the prospectus, the supplementary information document and the annual and half yearly managers' reports. You can get these free of charge from Unicorn Asset Management Limited, Hamilton Centre, Rodney Way, Chelmsford, Essex CM1 3BY or from our website: [www.unicornam.com](http://www.unicornam.com). These are available in English only. You can also call us on 0345 026 4287, or look on our website for the latest share prices.
- Details of the ACD's remuneration policy (including a description of how remuneration and benefits are calculated and the identities of persons responsible for awarding remuneration and benefits) are available at [www.unicornam.com/policies-and-disclosures/](http://www.unicornam.com/policies-and-disclosures/) or by requesting a paper copy free of charge (see above for contact details).
- The Depositary of the Fund is HSBC Bank plc.
- Please note that the tax laws of the United Kingdom may impact your own tax position.
- Unicorn Asset Management Limited may be held liable solely on the basis of any statement contained in this document that is misleading, inaccurate or inconsistent with the relevant parts of the prospectus for the Fund.