

This document provides you with key investor information about this fund. It is not marketing material. The information is required by law to help you understand the nature and the risks of investing in this fund. You are advised to read it so you can make an informed decision about whether to invest.

abrdn UK Government Bond Fund, a Sterling denominated sub fund of the abrdn OEIC II, Institutional Inc Shares (ISIN: GB0004333166). This fund is managed by abrdn Fund Managers Limited.

OBJECTIVES AND INVESTMENT POLICY


Investment Objective
To generate income and some growth over the long term (5 years or more) by investing in UK Government bonds.
Performance Target: To achieve the return of the FTSE Actuaries UK Conventional Gilts All Stocks Index plus 0.5% per annum (before charges). There is no certainty or promise that the Performance Target will be achieved.
Performance Comparator: Investment Association UK Gilt Sector Average.
The FTSE Actuaries UK Conventional Gilts All Stocks Index (the "Index") is a representative index of the market for UK Government bonds.
The Investment Association UK Gilt Sector (the "Sector") is a representative group of investment funds with a focus on UK Government bonds.

Investment Policy
Portfolio Securities
- The fund will invest at least 80% in government bonds (which are like loans to government that pay interest) issued or guaranteed by the UK Government.
- The fund may also invest in other bonds (including those issued by corporations) issued anywhere in the world. The fund will employ techniques to reduce (hedge) risk related to currency movements on non-sterling bonds.
- The fund may also invest in other funds (including those managed by abrdn), cash and assets that can be turned into cash quickly.

Management Process
- The management team use their discretion (active management) to identify investments based on analysis of global economics along with analysis of an investment's prospects and creditworthiness (debt repayment ability) compared to that of the market.
- Due to the fund's risk constraints, the fund's performance profile is not expected to deviate significantly from that of the Index over the long term.

Derivatives and Techniques
- Derivatives are linked to the value of other assets. In other words, they derive their price from one or more underlying asset. They can generate returns when the value of these underlying assets rise (long positions) or fall (short positions).
- Derivatives include instruments used to manage expected changes in interest rates, inflation, currencies or creditworthiness of corporations or governments.
Investors in the fund may buy and sell shares on any dealing day (as defined in the Prospectus).
If you invest in income shares, income from investments in the fund will be paid out to you. If you invest in accumulation shares, income will be added to the value of your shares.
Recommendation: the fund may not be appropriate for investors who plan to withdraw their money within five years. Investors should satisfy themselves that their attitude to risk aligns with the risk profile of this fund before investing.

RISK AND REWARD PROFILE



value or sell at a desired price. This could affect the fund's ability to meet redemptions in a timely manner.
The fund could lose money as the result of a failure or delay in operational processes and systems including but not limited to third party providers failing or going into administration.

This indicator reflects the volatility of the fund's share price over the last five years which in turn reflects the volatility of the underlying assets in which the fund invests. Historical data may not be a reliable indication for the future.
The current rating is not guaranteed and may change if the volatility of the assets in which the fund invests changes. The lowest rating does not mean risk free.
The fund is rated as 4 because of the extent to which the following risk factors apply:

- Credit Risk - The fund invests in securities which are subject to the risk that the issuer may default on interest or capital payments.
- Interest Rate Risk - The fund invests in securities which can be subject to price fluctuation for a variety of reasons including changes in interest rates or inflation expectations.
- Derivatives Risk - The use of derivatives may involve additional liquidity, credit and counterparty risks and may lead to substantial loss and increased volatility in adverse market conditions. The use of derivatives may result in the fund being leveraged (where market exposure and thus the potential for loss by the fund exceeds the amount it has invested) and in these market conditions the effect of leverage will be to magnify losses.

All investment involves risk. This fund offers no guarantee against loss or that the fund's objective will be attained.
The price of assets and the income from them may go down as well as up and cannot be guaranteed; an investor may receive back less than their original investment.
Inflation reduces the buying power of your investment and income.
The value of assets held in the fund may rise and fall as a result of exchange rate fluctuations.
The fund could lose money if an entity (counterparty) with which it does business becomes unwilling or unable to honour its obligations to the fund.
In extreme market conditions some securities may become hard to

CHARGES

The charges you pay are used to pay the costs of running the fund including marketing and distributing it. These charges reduce the potential growth of your investment.

One-off charges taken before or after you invest

Entry charge	0.00%
Exit charge	0.00%

These are the maximum charges that we might take out of your money before it is invested and before we pay out the sale proceeds of your investment. In some cases, you might pay less and you should speak to your financial adviser about this.

Charges taken from the fund over a year

Ongoing charges	0.29%
-----------------	-------

Charges taken from the fund under certain specific conditions

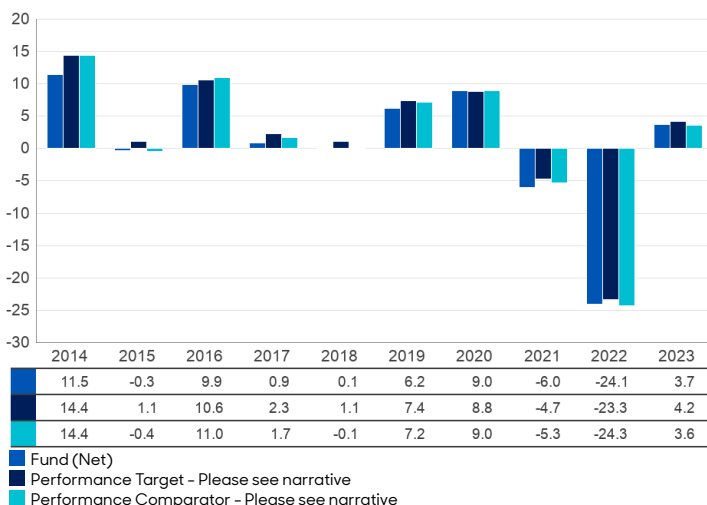
Performance fee	0.00%
-----------------	-------

The entry and exit charges shown are maximum figures. In some cases you might pay less – you can find this out from your financial adviser. The Ongoing Charges figure is an estimate based on the last year's expenses and may vary from year to year. It excludes the costs of buying or selling assets for the Fund. An estimate is used in order to provide the figure that will most likely be charged. Where the Fund invests in an open-ended collective investment scheme which is operated or managed by the ACD/the Manager or an associate of the ACD/the Manager, no additional annual management charge will be incurred by the Fund on such an investment. The annual report for each financial year will include detail on the exact charges made. The Ongoing Charge figure is as at 31/05/2023. A switching charge may be applied in accordance with the Prospectus. For more information about charges please see Prospectus. Further information on the charges can be found in the Prospectus.

PAST PERFORMANCE

abrdn UK Government Bond Fund, Institutional Inc, 31 December 2023

% Returns



Past performance is not a guide to future performance. Performance is net of charges and does not take into account any entry, exit or switching charges but does take into account the ongoing charge, as shown in the Charges section. Performance is calculated in GBP. The fund was launched in 1986. The share/unit class was launched in 1998. Performance Target – FTSE Actuaries UK Conventional Gilts All Stocks +0.50%
 Performance Comparator – IA UK Gilts Sector Average

PRACTICAL INFORMATION

Name of Depositary: Citibank UK Limited, Citigroup Centre, Canada Square, Canary Wharf, London E14 5LB. Further information about abrdn OEIC II (Prospectus, report & accounts) can be found at www.abrdn.com, where documents may be obtained free of charge.

Other practical information (e.g. where to find latest share prices) can be found in documents held at www.abrdn.com.

Details of the up to date remuneration policy which includes a description of how remuneration and benefits are calculated, the identities of the persons responsible for awarding remuneration and benefits and the composition of the remuneration committee, are available at www.abrdn.com and a paper copy will be available free of charge upon request from abrdn Fund Managers Limited.

Prospective investors should consult their own professional advisers on the potential tax consequences of acquiring, holding or selling shares. abrdn Fund Managers Limited may be held liable solely on the basis of any statement contained in this document that is misleading, inaccurate or inconsistent with the relevant parts of the Prospectus for the abrdn OEIC II.

Other share classes are available in the fund and further information about these can be found in the abrdn OEIC II Prospectus. abrdn OEIC II is an umbrella structure comprising a number of different sub funds, one of which is this fund.

This document is specific to the fund and share class stated at the beginning of this document. However, the Prospectus, annual and half-yearly reports are prepared for the entire umbrella.

The assets of a sub fund within the umbrella belong exclusively to that sub fund and shall not be used or made available to discharge (directly or indirectly) the liabilities of, or claims against, any other person or body including abrdn OEIC II and any other sub fund. Any liability incurred on behalf of or attributable to any sub fund shall be discharged solely out of the assets of that sub fund.

Investors may switch their shares in the fund for shares in another sub fund within the abrdn OEIC II. For further information please refer to the prospectus (section on 'Switching') which can be found at www.abrdn.com.

This document provides you with key investor information about this fund. It is not marketing material. The information is required by law to help you understand the nature and the risks of investing in this fund. You are advised to read it so you can make an informed decision about whether to invest.

abrdn UK Government Bond Fund, a Sterling denominated sub fund of the abrdn OEIC II, Platform 1 Acc Shares (ISIN: GB00B6WZXS38). This fund is managed by abrdn Fund Managers Limited.

OBJECTIVES AND INVESTMENT POLICY


Investment Objective
To generate income and some growth over the long term (5 years or more) by investing in UK Government bonds.
Performance Target: To achieve the return of the FTSE Actuaries UK Conventional Gilts All Stocks Index plus 0.5% per annum (before charges). There is no certainty or promise that the Performance Target will be achieved.
Performance Comparator: Investment Association UK Gilt Sector Average.
The FTSE Actuaries UK Conventional Gilts All Stocks Index (the "Index") is a representative index of the market for UK Government bonds.
The Investment Association UK Gilt Sector (the "Sector") is a representative group of investment funds with a focus on UK Government bonds.

Investment Policy
Portfolio Securities
- The fund will invest at least 80% in government bonds (which are like loans to government that pay interest) issued or guaranteed by the UK Government.
- The fund may also invest in other bonds (including those issued by corporations) issued anywhere in the world. The fund will employ techniques to reduce (hedge) risk related to currency movements on non-sterling bonds.
- The fund may also invest in other funds (including those managed by abrdn), cash and assets that can be turned into cash quickly.

Management Process
- The management team use their discretion (active management) to identify investments based on analysis of global economics along with analysis of an investment's prospects and creditworthiness (debt repayment ability) compared to that of the market.
- Due to the fund's risk constraints, the fund's performance profile is not expected to deviate significantly from that of the Index over the long term.

Derivatives and Techniques
- Derivatives are linked to the value of other assets. In other words, they derive their price from one or more underlying asset. They can generate returns when the value of these underlying assets rise (long positions) or fall (short positions).
- Derivatives include instruments used to manage expected changes in interest rates, inflation, currencies or creditworthiness of corporations or governments.
Investors in the fund may buy and sell shares on any dealing day (as defined in the Prospectus).
If you invest in income shares, income from investments in the fund will be paid out to you. If you invest in accumulation shares, income will be added to the value of your shares.
Recommendation: the fund may not be appropriate for investors who plan to withdraw their money within five years. Investors should satisfy themselves that their attitude to risk aligns with the risk profile of this fund before investing.

RISK AND REWARD PROFILE



value or sell at a desired price. This could affect the fund's ability to meet redemptions in a timely manner.
The fund could lose money as the result of a failure or delay in operational processes and systems including but not limited to third party providers failing or going into administration.

This indicator reflects the volatility of the fund's share price over the last five years which in turn reflects the volatility of the underlying assets in which the fund invests. Historical data may not be a reliable indication for the future.
The current rating is not guaranteed and may change if the volatility of the assets in which the fund invests changes. The lowest rating does not mean risk free.
The fund is rated as 4 because of the extent to which the following risk factors apply:

- Credit Risk - The fund invests in securities which are subject to the risk that the issuer may default on interest or capital payments.
- Interest Rate Risk - The fund invests in securities which can be subject to price fluctuation for a variety of reasons including changes in interest rates or inflation expectations.
- Derivatives Risk - The use of derivatives may involve additional liquidity, credit and counterparty risks and may lead to substantial loss and increased volatility in adverse market conditions. The use of derivatives may result in the fund being leveraged (where market exposure and thus the potential for loss by the fund exceeds the amount it has invested) and in these market conditions the effect of leverage will be to magnify losses.

All investment involves risk. This fund offers no guarantee against loss or that the fund's objective will be attained.
The price of assets and the income from them may go down as well as up and cannot be guaranteed; an investor may receive back less than their original investment.
Inflation reduces the buying power of your investment and income.
The value of assets held in the fund may rise and fall as a result of exchange rate fluctuations.
The fund could lose money if an entity (counterparty) with which it does business becomes unwilling or unable to honour its obligations to the fund.
In extreme market conditions some securities may become hard to

CHARGES

The charges you pay are used to pay the costs of running the fund including marketing and distributing it. These charges reduce the potential growth of your investment.

One-off charges taken before or after you invest

Entry charge	0.00%
Exit charge	0.00%

These are the maximum charges that we might take out of your money before it is invested and before we pay out the sale proceeds of your investment. In some cases, you might pay less and you should speak to your financial adviser about this.

Charges taken from the fund over a year

Ongoing charges	0.31%
-----------------	-------

Charges taken from the fund under certain specific conditions

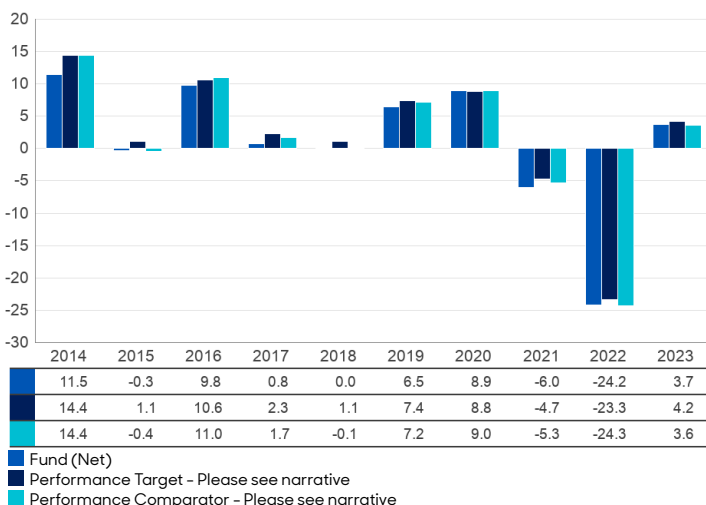
Performance fee	0.00%
-----------------	-------

The entry and exit charges shown are maximum figures. In some cases you might pay less – you can find this out from your financial adviser. The Ongoing Charges figure is an estimate based on the last year's expenses and may vary from year to year. It excludes the costs of buying or selling assets for the Fund. An estimate is used in order to provide the figure that will most likely be charged. Where the Fund invests in an open-ended collective investment scheme which is operated or managed by the ACD/the Manager or an associate of the ACD/the Manager, no additional annual management charge will be incurred by the Fund on such an investment. The annual report for each financial year will include detail on the exact charges made. The Ongoing Charge figure is as at 31/05/2023. A switching charge may be applied in accordance with the Prospectus. For more information about charges please see Prospectus. Further information on the charges can be found in the Prospectus.

PAST PERFORMANCE

abrdn UK Government Bond Fund, Platform 1 Acc, 31 December 2023

% Returns



Past performance is not a guide to future performance. Performance is net of charges and does not take into account any entry, exit or switching charges but does take into account the ongoing charge, as shown in the Charges section. Performance is calculated in GBP. The fund was launched in 1986. The share/unit class was launched in 2012. Performance Target – FTSE Actuaries UK Conventional Gilts All Stocks +0.50%
 Performance Comparator – IA UK Gilts Sector Average

PRACTICAL INFORMATION

Name of Depositary: Citibank UK Limited, Citigroup Centre, Canada Square, Canary Wharf, London E14 5LB. Further information about abrdn OEIC II (Prospectus, report & accounts) can be found at www.abrdn.com, where documents may be obtained free of charge.

Other practical information (e.g. where to find latest share prices) can be found in documents held at www.abrdn.com.

Details of the up to date remuneration policy which includes a description of how remuneration and benefits are calculated, the identities of the persons responsible for awarding remuneration and benefits and the composition of the remuneration committee, are available at www.abrdn.com and a paper copy will be available free of charge upon request from abrdn Fund Managers Limited.

Prospective investors should consult their own professional advisers on the potential tax consequences of acquiring, holding or selling shares. abrdn Fund Managers Limited may be held liable solely on the basis of any statement contained in this document that is misleading, inaccurate or inconsistent with the relevant parts of the Prospectus for the abrdn OEIC II.

Other share classes are available in the fund and further information about these can be found in the abrdn OEIC II Prospectus. abrdn OEIC II is an umbrella structure comprising a number of different sub funds, one of which is this fund.

This document is specific to the fund and share class stated at the beginning of this document. However, the Prospectus, annual and half-yearly reports are prepared for the entire umbrella.

The assets of a sub fund within the umbrella belong exclusively to that sub fund and shall not be used or made available to discharge (directly or indirectly) the liabilities of, or claims against, any other person or body including abrdn OEIC II and any other sub fund. Any liability incurred on behalf of or attributable to any sub fund shall be discharged solely out of the assets of that sub fund.

Investors may switch their shares in the fund for shares in another sub fund within the abrdn OEIC II. For further information please refer to the prospectus (section on 'Switching') which can be found at www.abrdn.com.