

Key Investor Information



This document provides you with key investor information about this fund. It is not marketing material. The information is required by law to help you understand the nature and the risks of investing in this fund. You are advised to read it so you can make an informed decision about whether to invest.

abrdn Sterling Corporate Bond Fund, a Sterling denominated sub fund of the abrdn OEIC II, Platform 1 Acc Shares (ISIN: GB00BYR0Y84).
This fund is managed by abrdn Fund Managers Limited.

OBJECTIVES AND INVESTMENT POLICY

Investment Objective

To generate income and some growth over the long term (5 years or more) by investing in Sterling-denominated investment grade corporate bonds.

Performance Target: To exceed the Investment Association Sterling Corporate bond Sector Average return (after charges) over 1 year and be top quartile over rolling three year periods. There is no certainty or promise that the Performance Target will be achieved.

The Investment Association Sterling Corporate Bond Sector (the "Sector") is a representative group of investment funds with a focus on sterling denominated investment grade bonds issued by companies.

Investment Policy

Portfolio Securities

- The fund will invest at least 60% in Sterling denominated investment grade corporate bonds (which are like loans to companies that pay interest and are typically regarded as having a low default risk).
- The fund may also invest in other bonds (including those issued by governments and government-related bodies) issued anywhere in the world, including high yield bonds (which are like loans to companies or governments that pay a high rate of interest but have a lower credit rating than investment grade bonds). The fund will employ techniques to reduce (hedge) risk related to currency movements on non-sterling bonds.
- The fund may also invest in other funds (including those managed by abrdn), cash and assets that can be turned into cash quickly.

Management Process

- The management team use their discretion (active management) to identify investments based on analysis of global economics along with analysis of an investment's prospects and creditworthiness (debt repayment ability) compared to that of the market.
- Due to the active nature of the management process, the fund's profile may deviate significantly from Markit iBoxx Sterling Collateralized &

Corporates Index (which is a representative index of the market for sterling denominated investment grade bonds issued by companies) over the long term.

Please note: The Fund's ability to buy and sell bonds and the associated costs can be affected during periods of market stress which could include periods where interest rates move sharply.

Derivatives and Techniques

- The fund will make routine use of derivatives to reduce risk, reduce cost and/ or generate extra income or growth consistent with the risk profile of the fund.

- Derivatives are linked to the value of other assets. In other words, they derive their price from one or more underlying asset. They can generate returns when the value of these underlying assets rise (long positions) or fall (short positions).


- Derivatives include instruments used to manage expected changes in interest rates, inflation, currencies or creditworthiness of corporations or governments.

Investors in the fund may buy and sell shares on any dealing day (as defined in the Prospectus).

If you invest in income shares, income from investments in the fund will be paid out to you. If you invest in accumulation shares, income will be added to the value of your shares.

Recommendation: the fund may not be appropriate for investors who plan to withdraw their money within five years. Investors should satisfy themselves that their attitude to risk aligns with the risk profile of this fund before investing.

RISK AND REWARD PROFILE



This indicator reflects the volatility of the fund's share price over the last five years which in turn reflects the volatility of the underlying assets in which the fund invests. Historical data may not be a reliable indication for the future.

The current rating is not guaranteed and may change if the volatility of the assets in which the fund invests changes. The lowest rating does not mean risk free.

The fund is rated as 4 because of the extent to which the following risk factors apply:

- Credit Risk - The fund invests in securities which are subject to the risk that the issuer may default on interest or capital payments.
- Interest Rate Risk - The fund invests in securities which can be subject to price fluctuation for a variety of reasons including changes in interest rates or inflation expectations.
- High Yield Credit Risk - The fund invests in high yield bonds which typically carry a greater risk of default than those with lower yields.
- ABS / MBS Risk - Asset and mortgage backed securities are subject to prepayment and extension risk and additional liquidity and default risk compared to other credit securities.
- Convertible Securities Risk - These investments can be changed into another form upon certain triggers as such they can exhibit risks typically associated with both bonds and equities. Contingent convertible securities (CoCos) are similar to convertible securities but have additional triggers which mean that they are more vulnerable to losses and volatile price movements and hence become less liquid.
- Derivatives Risk - The use of derivatives may involve additional liquidity, credit and counterparty risks and may lead to substantial loss and increased volatility in adverse market conditions. The use of derivatives may result in the fund being leveraged (where market exposure and thus the potential for loss by the fund exceeds the amount it has invested) and in these market conditions the effect of leverage will be to magnify losses.

All investment involves risk. This fund offers no guarantee against loss or that the fund's objective will be attained.

The price of assets and the income from them may go down as well as up and cannot be guaranteed; an investor may receive back less than their original investment.

Inflation reduces the buying power of your investment and income.

The value of assets held in the fund may rise and fall as a result of exchange rate fluctuations.

The fund could lose money if an entity (counterparty) with which it does business becomes unwilling or unable to honour its obligations to the fund.

In extreme market conditions some securities may become hard to value or sell at a desired price. This could affect the fund's ability to meet redemptions in a timely manner.

The fund could lose money as the result of a failure or delay in operational processes and systems including but not limited to third party providers failing or going into administration.

CHARGES

The charges you pay are used to pay the costs of running the fund including marketing and distributing it. These charges reduce the potential growth of your investment.

One-off charges taken before or after you invest

Entry charge	0.00%
Exit charge	0.00%

These are the maximum charges that we might take out of your money before it is invested and before we pay out the sale proceeds of your investment. In some cases, you might pay less and you should speak to your financial adviser about this.

Charges taken from the fund over a year

Ongoing charges	0.64%
-----------------	-------

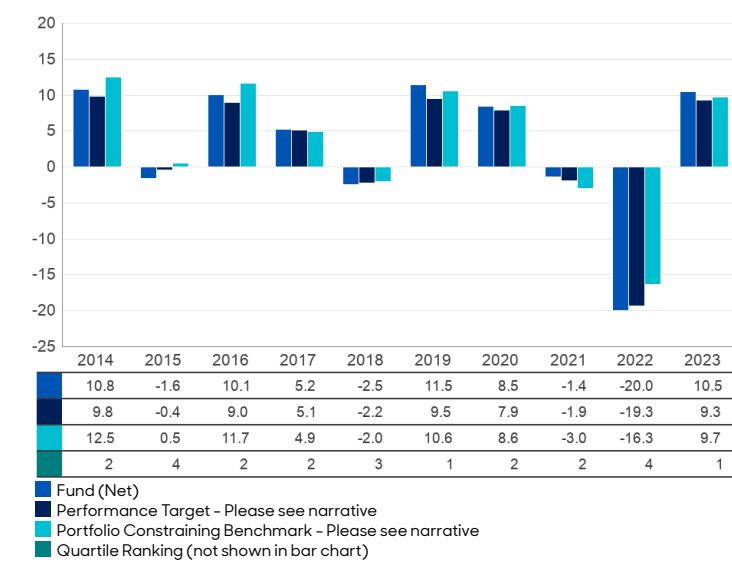
Charges taken from the fund under certain specific conditions

Performance fee	0.00%
-----------------	-------

The entry and exit charges shown are maximum figures. In some cases you might pay less – you can find this out from your financial adviser. The Ongoing Charges figure reflects the amount based on the expenses within the annual report for each financial year. This figure may vary from year to year. It excludes: performance fees (where applicable); portfolio transaction costs, except in the case of an entry/exit charge paid by the fund when buying or selling in another collective investment undertaking. Where the Fund invests in an open-ended collective investment scheme which is operated or managed by the ACD/the Manager or an associate of the ACD/the Manager, no additional annual management charge will be incurred by the Fund on such an investment. The annual report for each financial year will include detail on the exact charges made. The Ongoing Charge figure is as at 28/02/2023. A switching charge may be applied in accordance with the Prospectus. For more information about charges please see Prospectus. Further information on the charges can be found in the Prospectus.

PAST PERFORMANCE

abrdn Sterling Corporate Bond Fund, Platform 1 Acc, 31 December 2023
% Returns



Past performance is not a guide to future performance. Performance is net of charges and does not take into account any entry, exit or switching charges but does take into account the ongoing charge, as shown in the Charges section. Performance is calculated in GBP. The fund was launched in 1990. The share/unit class was launched in 2011. The past performance information for the period prior to 23 October 2015 is from the Standard Life Investments Ignis Corporate Bond Fund (a Unit Trust launched on 09 July 1990, which commenced winding up on 23 October 2015) and of the class I net accumulation unit class, which launched in 2011. Performance Target – IA Sterling Corporate Bond Sector Average Portfolio Constraining Benchmark – Markit iBoxx Sterling Collateralized & Corporates

PRACTICAL INFORMATION

Name of Depositary: Citibank UK Limited, Citigroup Centre, Canada Square, Canary Wharf, London E14 5LB. Further information about abrdn OEIC II (Prospectus, report & accounts) can be found at www.abrdn.com, where documents may be obtained free of charge. Other practical information (e.g. where to find latest share prices) can be found in documents held at www.abrdn.com. Details of the up to date remuneration policy which includes a description of how remuneration and benefits are calculated, the identities of the persons responsible for awarding remuneration and benefits and the composition of the remuneration committee, are available at www.abrdn.com and a paper copy will be available free of charge upon request from abrdn Fund Managers Limited. Prospective investors should consult their own professional advisers on the potential tax consequences of acquiring, holding or selling shares. abrdn Fund Managers Limited may be held liable solely on the basis of any statement contained in this document that is misleading, inaccurate or inconsistent with the relevant parts of the Prospectus for the abrdn OEIC II. Other share classes are available in the fund and further information about these can be found in the abrdn OEIC II Prospectus. abrdn OEIC II is an umbrella structure comprising a number of different sub funds, one of which is this fund. This document is specific to the fund and share class stated at the beginning of this document. However, the Prospectus, annual and half-yearly reports are prepared for the entire umbrella. The assets of a sub fund within the umbrella belong exclusively to that sub fund and shall not be used or made available to discharge (directly or indirectly) the liabilities of, or claims against, any other person or body including abrdn OEIC II and any other sub fund. Any liability incurred on behalf of or attributable to any sub fund shall be discharged solely out of the assets of that sub fund. Investors may switch their shares in the fund for shares in another sub fund within the abrdn OEIC II. For further information please refer to the prospectus (section on 'Switching') which can be found at www.abrdn.com.

This document provides you with key investor information about this fund. It is not marketing material. The information is required by law to help you understand the nature and the risks of investing in this fund. You are advised to read it so you can make an informed decision about whether to invest. Terms not defined herein are as defined in the Prospectus.

State Street AUT UK Screened (ex Controversies and CW)
Index Equity Fund (the "Fund"). This Fund is managed by State Street Unit Trust
Management Limited.(ISIN GB00B06MWQ97)

Objectives and Investment Policy

Investment Objective The objective of the Fund is to track the performance of the FTSE All Share ex Controversies ex CW Index, net of withholding taxes (the "Index") as closely as possible, on a "gross of fees" basis.

The Fund aims for the tracking error to be less than 1%.

Investment Policy The Fund is an index tracking fund (also known as a passively managed fund). The Fund invests primarily in securities included in the Index, which excludes securities based on two criteria: (1) controversial weapons and (2) controversies as defined by the ten principles of the UN Global Compact. The Index contains investment trusts whose holdings are not screened for the excluded activities contained in the name of the Index. This Index represents all companies listed on the London Stock Exchange's main market. There may be times when the Fund holds securities that are not included in the Index.

The Fund will seek to achieve the objective by using a replication strategy. This strategy seeks to hold all of the securities of the particular Index, with the approximate weightings as in that Index.

The Fund may use financial derivatives in order to manage the portfolio efficiently.

The Fund may lend up to 70% of the securities it owns.

Unitholders may redeem units on any business day in England and Wales when the London Stock Exchange is open for trading (other than days on which relevant financial markets are closed for business, the last business day before Christmas, and in exceptional circumstances, any other day at the Manager's discretion).

Any income earned by the Fund will be retained and reflected in an increase in the value of the units.


The Fund's units are issued in Pound Sterling.

The Index is provided by FTSE International Limited ("FTSE"). FTSE does not sponsor, provides no warranties and accepts no liability in connection with the Fund. Investors wishing to obtain more information about the Benchmark Index, including information on the underlying components and weightings can obtain this at:

<https://www.ftserussell.com/analytics/factsheets/home/search> and <https://www.ftserussell.com/products/indices/global-choice>.

Please refer to the Prospectus for more information.

Risk and Reward Profile



Risk Disclaimer The risk category above is not a measure of capital loss or gains but of how significant the rises and falls in the Fund's return have been historically.

For example a fund whose return has experienced significant rises and falls will be in a higher risk category, whereas a fund whose return has experienced less significant rises and falls will be in a lower risk category.

The lowest category (i.e., category 1) does not mean that a fund is a risk free investment.

As the Fund's risk category has been calculated using historical data, it may not be a reliable indication of the Fund's future risk profile.

The Fund's risk category shown is not guaranteed and may change in the future.

Why is this Fund in this category? The Fund is in risk category 6 as its return has experienced very high rises and falls historically.

The following are material risks relevant to the Fund which are not adequately captured by the risk category.

Concentration Risk: When the Fund focuses its investments in a particular way, the issues affecting the investments will have a

greater effect than if the Fund was more diversified. This concentration may also limit the Fund's liquidity.

Counterparty Risk: The Fund will be subject to credit risk with respect to the counterparties with which it enters into derivatives contracts and other transactions. There is a risk that these institutions may not be able to perform their obligations. This could reduce the value of the Fund's investments.

Index Tracking Risk: The Fund's performance may not exactly track the Index. This can result from market fluctuations, changes in the composition of the Index, transaction costs, the costs of making changes to the Fund's portfolio and other Fund expenses.

Liquidity Risk: It may be difficult for the Fund to buy or sell certain investments in difficult market conditions. Consequently the price obtained when selling securities may be lower than under normal market conditions.

Screening Risk: The Scheme may track an index that uses a screen to identify securities based on criteria including, but, not limited to environmental, social and governance (ESG) criteria. The screen may be fully or partially designed by the Manager or by a third party provider. There is a risk that errors are made in the screening process. There is an additional risk that a screen provider may amend or discontinue its screening services and/or that the Manager may change the screen or screen provider. In such circumstances, there is no guarantee that a replacement screen provided would result in a similar screening process or would be available.

Please refer to the Prospectus for full details about the risks associated with this Fund.

Charges

The charges you pay are used to pay the cost of running the Fund, including the costs of marketing and distributing it. These charges reduce the potential growth of your investment.

One-off charges taken before or after you invest	
Entry charge	0.00%
Exit charge	0.00%
This is the maximum that might be taken out of your money before it is invested (entry charge) or before the proceeds of your investment are paid out (exit charge).	
Charges taken from the Fund over a year	
Ongoing charge	0.10%
Charges taken from the Fund under certain specific conditions	
Performance fee	none

The entry and exit charges shown are maximum figures. In some cases, you might pay less – you can find this out from your financial advisor or distributor.

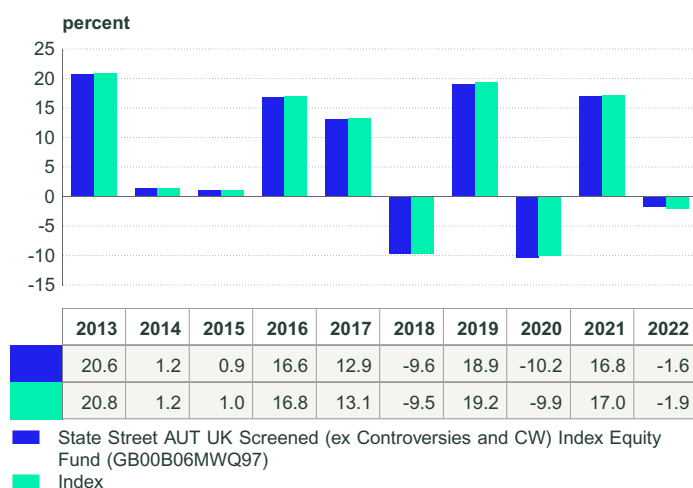
The ongoing charges figure is based on expenses for the year ending December 2022. This figure may vary from year to year. It excludes:

- Portfolio transaction costs, except in the case of an entry/exit charge paid by the Fund when buying or selling units in another fund.

Please be advised that you may be subject to additional charges when entering and exiting a Fund such as an anti-dilution levy.

For more information about these and other charges please refer to the "Charges and Expenses" section of the prospectus.

Past Performance



Past performance is not a guide to future results.

The past performance shown here takes account of all charges and costs. The entry/exit charges are excluded from the calculation of past performance.

The Fund was launched in April 2005.

Past performance has been calculated in Pound Sterling and is expressed as a percentage change in the Fund's net asset value at each year end.

*The Index changed as at 19 December 2020 - performance prior to this date related to the previous Index of the Scheme.

Practical Information

Trustee HSBC Bank PLC.

Further Information Copies of the prospectus, its supplements, details of the Fund's portfolio and the latest annual and semi-annual reports prepared for State Street AUT UK Screened (ex Controversies and CW) Index Equity Fund may be obtained, free of charge, from the Manager or online at www.ssga.com. These documents are available in English.

Remuneration Policy Details of the up to date remuneration policy of State Street AUT UK Screened (ex Controversies and CW) Index Equity Fund are available from www.ssga.com. Paper copies are available free of charge on request.

Net Asset Valuation Publication The Net Asset Value per unit is available at www.ssga.com and at the registered office of the Manager.

Tax Legislation The Fund is subject to the tax laws and regulations of the United Kingdom. Depending on your own country of residence this might have an impact on your investments. For further details, you should consult a tax advisor.

Liability Statement State Street Unit Trust Management Limited may be held liable for any statement contained in this document that is misleading, inaccurate or inconsistent with the relevant parts of the Prospectus.